

Clemson Sectional

S800-LAS PT

One Arm Sofa
Platform Base Option
OVERALL: 75W x 38D x 34H
SEAT: 22D 19H
ARM: 25H
INSIDE: 69W

S800-RCS PT

One Arm Corner Sofa
Platform Base Option
OVERALL: 89W x 38D x 34H
SEAT: 22D 19H
ARM: 25H
INSIDE: 72W

FINISHES & BASES



Maple Finishes



Paint Finishes



Smart Base Options

Also Available: Sofas, Sleepers, Chair & Ottoman
Custom Inquiries Invited

kravetfurniture
QUICKSHIP option: V800LS/RCS
A SMART SOLUTION

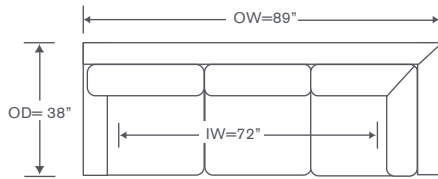
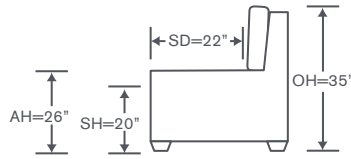
QuickShip also available in Sofas, Sleepers, Chair & Ottoman

- 100+ fabrics available
- Cushion options available
- #9 Nailhead option available
- No CFAs
- No fabric treatments
- No modifications/customization

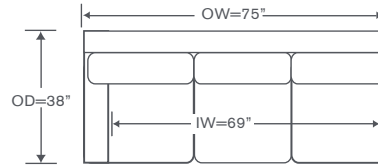
Please see terms and conditions at kravet.com/quick-ship-terms



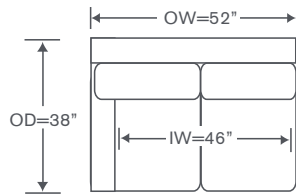
Clemson Schematics S800



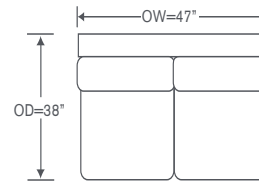
Left/Right Corner Sofa
S800-LCS/RCS



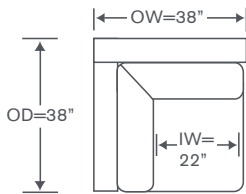
Left/Right Sofa
S800-LAS/RAS



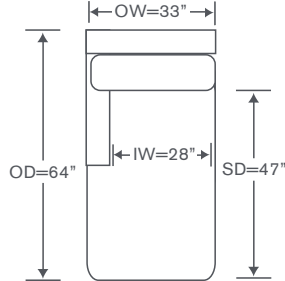
Left/Right Loveseat
S800-LAL/RAL



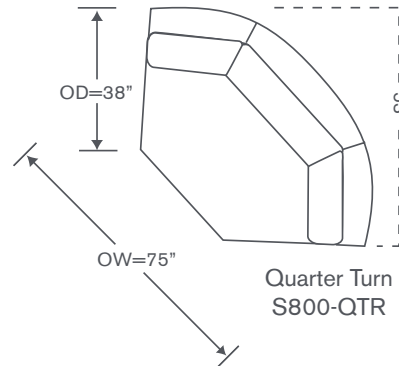
Armless Loveseat
S800-ALS



Corner Chair
S800-CC



Left/Right Chaise
S800-LAH/RAH

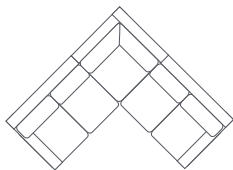


Quarter Turn
S800-QTR

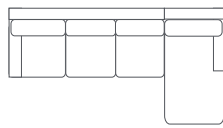
Height dimensions shown will vary based on leg selection.



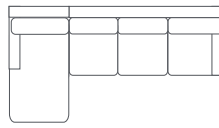
Available Configurations



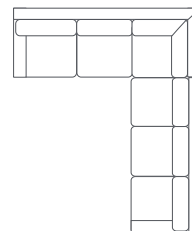
Left & Right Loveseat,
Corner Chair
V800LLCCRL



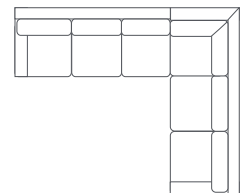
Left Sofa,
Right Chaise
V800LS/RAH



Left Chaise,
Right Sofa
V800LAH/RS



Left Corner Sofa,
Right Sofa
V800LCS/RS



Left Sofa,
Right Corner Sofa
V800LS/RCS