




Clemson Sofas

S800-2SS

Two Seat Queen Sleeper
Big Chow Base Option
OVERALL: 80W x 38D x 35H
SEAT: 22D 20H
ARM: 26H
INSIDE: 69W

FINISHES & BASES

-  Maple Finishes
-  Paint Finishes
-  Smart Base Options

Also Available: Sofas, Sleepers, Sectionals, Chair & Ottoman

kravetfurniture
QUICKSHIP option: V800-2SS
A SMART SOLUTION

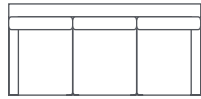
QuickShip also available in Sofas, Sleepers, Sectionals, Chair & Ottoman

- 100+ fabrics available
- Cushion options available
- #9 Nailhead option available
- Air Dream Mattress available
- No CFAs
- No fabric treatments
- No modifications/customization

Please see terms and conditions at kravet.com/quick-ship-terms



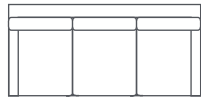
Clemson Sofas & Sleepers S800



Three Seat Sofa
S800-S

OW 80 OD 38 OH 35 SD 22 SH 20 AH 26 IW 69

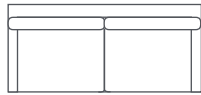
kravetfurniture
QUICKSHIP: V800-S
A SMART SOLUTION



Three Seat Queen Sleeper
S800-SS

OW 80 OD 38 OH 35 SD 22 SH 20 AH 26 IW 69

kravetfurniture
QUICKSHIP: V800-SS
A SMART SOLUTION



Two Seat Sofa
S800-2S

OW 80 OD 38 OH 35 SD 22 SH 20 AH 26 IW 69

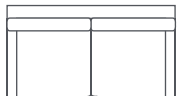
kravetfurniture
QUICKSHIP: V800-2S
A SMART SOLUTION



Two Seat Queen Sleeper
S800-2SS

OW 80 OD 38 OH 35 SD 22 SH 20 AH 26 IW 69

kravetfurniture
QUICKSHIP: V800-2SS
A SMART SOLUTION



Mid Sofa
S800-MS

OW 70 OD 38 OH 35 SD 22 SH 20 AH 26 IW 60

kravetfurniture
QUICKSHIP: V800-MS
A SMART SOLUTION



Full Sleeper
S800-MSS

OW 70 OD 38 OH 35 SD 22 SH 20 AH 26 IW 60

kravetfurniture
QUICKSHIP: V800-MSS
A SMART SOLUTION



Loveseat
S800-LS

OW 57 OD 38 OH 35 SD 22 SH 20 AH 26 IW 46

Height dimensions shown will vary based on leg selection.