

Clemson Sofas

S800-2S BC

Two Seat Sofa

Big Chow Base Option

OVERALL: 80W x 38D x 35H

SEAT: 22D 20H

ARM: 26H

INSIDE: 69W

FINISHES & BASES

 Maple Finishes

 Paint Finishes

 Smart Base Options

YARDAGE: 18 (54" Wide, Plain)

Also Available: Sofas, Sleepers, Sectionals, Chair & Ottoman

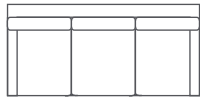
Available By the Inch

Custom Inquiries Invited

kravetfurniture
QUICKSHIP option: V800-2S
A SMART SOLUTION



Clemson Sofas & Sleepers S800



Three Seat Sofa
S800-S

OW 80 OD 38 OH 35 SD 22 SH 20 AH 26 IW 69

kravetfurniture
QUICKSHIP: V800-S
A SMART SOLUTION

54" Plain: 19.25 yards



Three Seat Queen Sleeper
S800-SS

OW 80 OD 38 OH 35 SD 22 SH 20 AH 26 IW 69

kravetfurniture
QUICKSHIP: V800-SS
A SMART SOLUTION

54" Plain: 19.5 yards

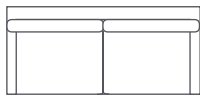


Two Seat Sofa
S800-2S

OW 80 OD 38 OH 35 SD 22 SH 20 AH 26 IW 69

kravetfurniture
QUICKSHIP: V800-2S
A SMART SOLUTION

54" Plain: 18 yards



Two Seat Queen Sleeper
S800-2SS

OW 80 OD 38 OH 35 SD 22 SH 20 AH 26 IW 69

kravetfurniture
QUICKSHIP: V800-2SS
A SMART SOLUTION

54" Plain: 18.25 yards

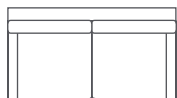


Mid Sofa
S800-MS

OW 70 OD 38 OH 35 SD 22 SH 20 AH 26 IW 60

kravetfurniture
QUICKSHIP: V800-MS
A SMART SOLUTION

54" Plain: 18 yards

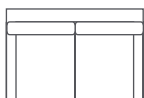


Full Sleeper
S800-MSS

OW 70 OD 38 OH 35 SD 22 SH 20 AH 26 IW 60

kravetfurniture
QUICKSHIP: V800-MSS
A SMART SOLUTION

54" Plain: 19 yards



Loveseat
S800-LS

OW 57 OD 38 OH 35 SD 22 SH 20 AH 26 IW 46

54" Plain: 15.5 yards

Height dimensions shown will vary based on leg selection. See page 222 for options.