

Grand Pedestal Dining Tables

WD8/60RD PQ OG

OVERALL: 60-78W x 60D x 30H


ARM CHAIR CLEARANCE: 26H

FEATURES: Optional 18" Center Leaf (1)
Optional Parquet Top (PQ)
Ogee Edge (OG)

OPTIONS: Tops, Edges & Extensions

Custom Inquiries Invited












FINISHES

 Maple Finishes

 Paint Finishes



Grand Pedestal Options • WD8

STYLE	 <p>WD8 Grand Pedestal</p>	
SIZES	<p style="text-align: right;">OD x OH</p> <p>WD8/54RD 54 x 30 WD8/60RD 60 x 30</p>	
STANDARD TOPS	 <p>PL • Plank</p>	●
STANDARD TOPS	 <p>WP • Wide Plank</p>	●
STANDARD TOPS	 <p>IP • Inlaid Plank</p>	●
STANDARD TOPS	 <p>IWP • Inlaid Wide Plank</p>	●
PREMIUM TOP	 <p>PQ • Parquet</p>	●
TOP EDGES	 <p>OG • Ogee</p>	●
TOP EDGES	 <p>CX • Complex</p>	●
TOP EDGES	 <p>RN • Reeded</p>	●
TOP EDGES	 <p>SM • Simple</p>	●
OPTIONAL EXTENSION	 <p>18° Center Apron Leaf (1-2) (With Two Leaves, a Drop Leg is added)</p>	●