



## STANDARD FACES



CE • Clean




BD • Beaded



PN • Paneled  
\*Optional stripe detail shown, additional



RF • Ribbed



CL • Chain Link  
\*Hardware does not apply



SS • Serene Stone




PF • Palm


## PREMIUM FACES



DN • Deco Bone Nickel




DB • Deco Bone Brass



LP • Leather Panel  
\*Select from LB Leathers; hardware does not apply




CN • Cane




MP • Plain Mirror

## BASES


Overall heights based on 7" leg; shorter legs will reduce overall height.




SL • Sled Base 7"




TP • Tapered Leg 7"



TN • Traditional Leg 7"



BR • Bracket Leg 7"



DP • Double Plinth 4"



Metal Legs 3"  
\*Additional




Natural Velvet Liner Standard in All Top Drawers

### Metal Leg Finishes:



MN • Brushed Nickel



MB • Satin Brass



MK • Flat Black

**\*STANDARD HARDWARE**

See next page for Standard Hardware SKU and size for suitability.



Ball



Cube



Glass Ball  
Available As Shown



Rectangle Pendant



Ring Pendant



\*\*Bar




Acrylic Bar


Available Finishes:



Nickel



Brass



\*\*Dark Bronze



Halo Small



Halo Large

Available Finishes:



Chrome



Brushed Brass











Oil Rubbed  
Bronze

\*Two columns spaced additional

\*\*Not available on Bar

STANDARD HARDWARE  
SKUS AND PLACEMENT

STANDARD HARDWARE	DRAWER 1 CENTERED	DRAWER *2 COLUMNS SPACED	DOOR CENTERED	DOOR UPPER INSIDE	LIMITATIONS
 Ball	BB1	BB2	BBC	BBU	NONE
 Cube	BC1	BC2	BCC	BCU	Not Available: FACE: Mirror
 Rectangle Pedant	BR1	BR2	BRC	BRU	Not Available: CASE: OTV107 OTV108 FACE: Mirror
 Acrylic Bar	BP1	BP2	BPC Vertical or Horizontal	BPU Vertical or Horizontal	Not Available: FACE: Ribbed Mirror
 Ring Pendant	NR1	NR2	NRC	NRU	Not Available: CASE: OTV107 OTV108 FACE: Mirror
 Bar	NB1	NB2	NBC Vertical or Horizontal	NBU Vertical or Horizontal	Not Available: FACE: Ribbed Mirror
 Halo Large	HL1	HL2	HLC	HLU	Not Available: CASE: OTV107 OTV108 FACE: Mirror
 Halo Small	HS1	HS2	HSC	HSU	Not Available: FACE: Mirror
 Glass Ball	GK1	GK2	GKC	GKU	NONE

\*Two columns spaced additional. Not available on Mirror Face.

PREMIUM HARDWARE by MODERN MATTER

See next page for Premium SKU and size for suitability.  
Hardware is available to purchase upon request.



Allen



Austin



Sands  
Black or Ivory



Ferguson



Dylan  
Black or Clear



Porter  
Black or Ivory



Locke



Milton  
Black or Ivory




Wright  
Available As Shown



Wooster  
Black or Clear

Available Finishes:



Silver



Gold

PREMIUM HARDWARE by MODERN MATTER

SKUS AND PLACEMENT

PREMIUM HARDWARE	DRAWER 1 CENTERED	DRAWER *2 COLUMNS SPACED	DOOR CENTERED	DOOR UPPER INSIDE	LIMITATIONS
 Allen	AS1	AS2	ASC	ASU	NONE
 Austin	AR1	AR2	ARC	ARU	NONE
 Ferguson	FO1	FO2	FOC	FOU	NONE
 Locke Pull	LP1	LP2	LPC	LPU	Not Available: CASE: OTV107 OTV108 FACE: Ribbed Mirror
 Dylan Pull	DP1	DP2	DPC	DPU	NONE
 Wooster Pull	WP1	WP2	WPC Vertical or Horizontal	WPU Vertical or Horizontal	Not Available: FACE: Ribbed Mirror
 Milton	MR1	MR2	MRC	MRU	NONE
 Sands Pull	SP1	SP2	SPC	SPU	NONE
 Porter Ring	PR1	PR2	PRC	PRU	Not Available: CASE: OTV107 OTV108 FACE: Mirror
 Wright Octagon Knob	WR1	WR2	WRC	WRU	NONE

\*Not available on Mirror Face.