



MANHATTAN SECTIONAL DG-50722 | DG-50724 | DG-50723 | DG-50721 | DG-5072T

An iconic Donghia piece, representing the relaxed elegance the brand is known for. The Manhattan Sectional Sofa is quintessentially glamorous and comfortable.

Fully upholstered armless sectional with loose seat cushion, loose back cushion. One accent pillow (24" x 24") included with each sectional piece. Comes standard without welt. Legs come standard in polished stainless steel, but are also available in all standard, premium, and metal leaf finishes on maple.

Back and seat cushions are premium fiber/foam construction and have no feather or down. Accent pillow is 50/50 fill.

D O N G H I A



DG-50722 MANHATTAN ARMLESS CHAIR

48"W x 42"D x 28.5"H

17"SH, 29"SD

COM: 12 Yards 54" Plain Goods

COL: 216 Sq. Ft. Leather

DG-50724 MANHATTAN ARMLESS CHAISE

42"W x 84"D x 28.5"H

17"SH, 29"SD

COM: 16 Yards 54" Plain Goods

COL: 288 Sq. Ft. Leather




DG-50723 MANHATTAN CORNER CHAIR

42"W x 42"D x 28.5"H

17"SH, 29"SD

COM: 16 Yards 54" Plain Goods

COL: 288 Sq. Ft. Leather



DG-50721 MANHATTAN OTTOMAN

42"W x 42"D x 17"H

17"SH

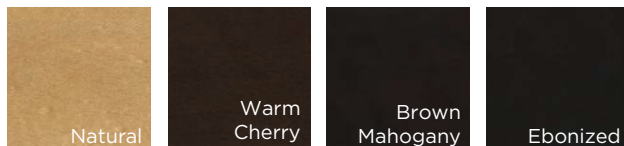
COM: 6 Yards 54" Plain Goods

COL: 108 Sq. Ft. Leather

DG-5072T MANHATTAN TRAY

35.25"W x 35.25"D x 4"H

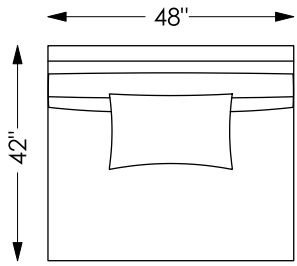
STANDARD MAPLE WOOD FINISHES



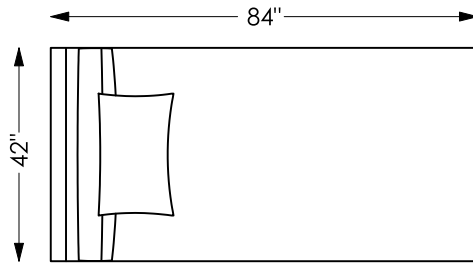
PREMIUM MAPLE WOOD FINISHES



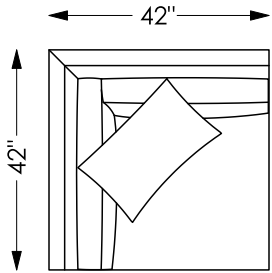
D O N G H I A



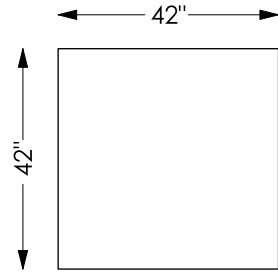
ARMLESS CHAIR



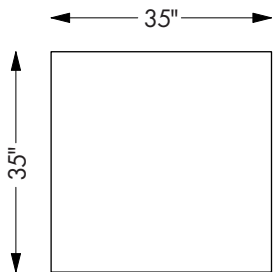
ARMLESS CHAISE



CORNER CHAIR



OTTOMAN



TRAY

DG-50722 MANHATTAN ARMLESS CHAIR

48"W x 42"D x 28.5"H

17"SH, 29"SD

COM: 12 Yards 54" Plain Goods

COL: 216 Sq. Ft. Leather

DG-50724 MANHATTAN ARMLESS CHAISE

42"W x 84"D x 28.5"H

17"SH, 29"SD

COM: 16 Yards 54" Plain Goods

COL: 288 Sq. Ft. Leather

DG-50723 MANHATTAN CORNER CHAIR

42"W x 42"D x 28.5"H

17"SH, 29"SD

COM: 16 Yards 54" Plain Goods

COL: 288 Sq. Ft. Leather

DG-50721 MANHATTAN OTTOMAN

42"W x 42"D x 17"H

17"SH

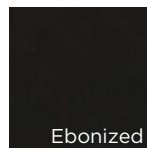
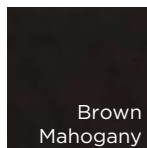


COM: 6 Yards 54" Plain Goods

COL: 108 Sq. Ft. Leather



DG-5072T MANHATTAN TRAY

35.25"W x 35.25"D x 4"H

STANDARD MAPLE WOOD FINISHES



PREMIUM MAPLE WOOD FINISHES



D O N G H I A